

# THANK YOU!



I sincerely appreciate your support to my TPT store! I hope you and your students absolutely LOVE this resource!

Keep in Touch



## HOW IT ALL BEGAN...

My teaching story begins way back in my playroom where I would sit behind an old junkyard desk, creating activities for my "students".

Fast forward 20 something years and I became newly married and a first year teacher all in the same year. To say I was overwhelmed by all that was expected of me and the WIDE range of students I had in my classroom, would be an understatement.

I quickly realized that there was so much 4 years of college hadn't prepared me for. I began creating activities to supplement the dated curriculum we were given. I found ways to differentiate and engage those students who needed a little extra "something"

Now, grab some coffee (or whatever your drink of choice is) and let's work together. My goal is to simplify your life as a teacher by providing you with activities that engage your students, but don't take your whole Sunday evening to put together.



Click [HERE](#) to make sure you don't miss freebies & products on TPT.

You can email me at [katelyn@lipglosslearningandlattes.com](mailto:katelyn@lipglosslearningandlattes.com)

# You Might Also Like

## READING COMPREHENSION

**BUNDLE**

2ND-3RD GRADE

## READING comprehension skills

**GROWING BUNDLE**

## BACK TO SCHOOL

Color by Number

COLOR BY NUMBER		MULTIPLE CHOICE SUBTRACTION	
GREEN: 285, 220	PINK: 586, 488	LIGHT BLUE: 248, 454	YELLOW: 581, 623
DARK BLUE: 207, 384	ORANGE: 287, 348	PURPLE: 230	RED: 502





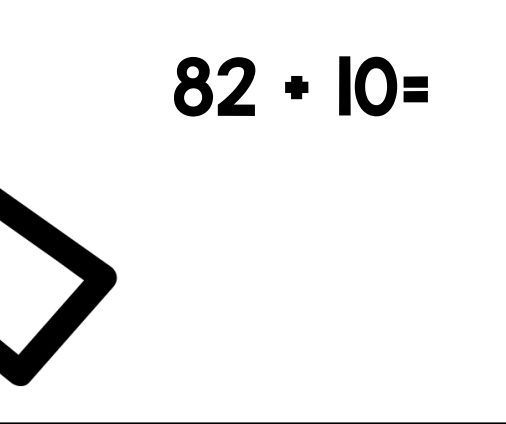

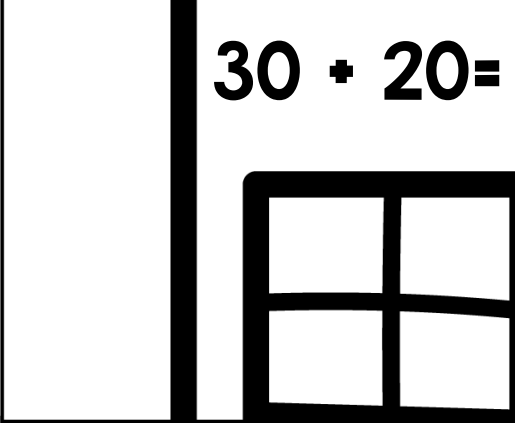
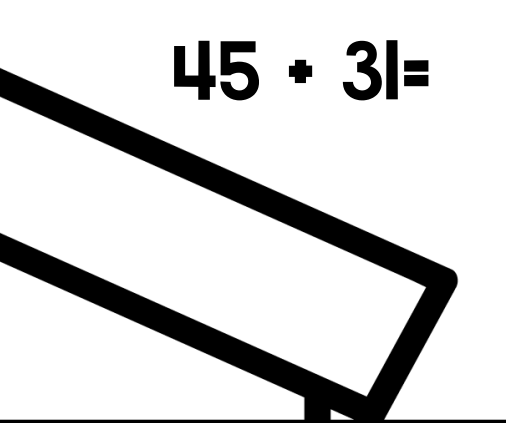
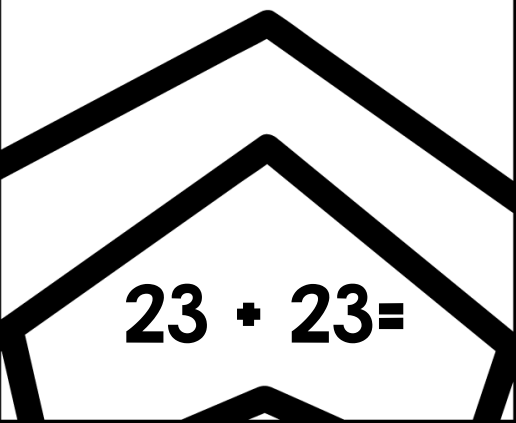


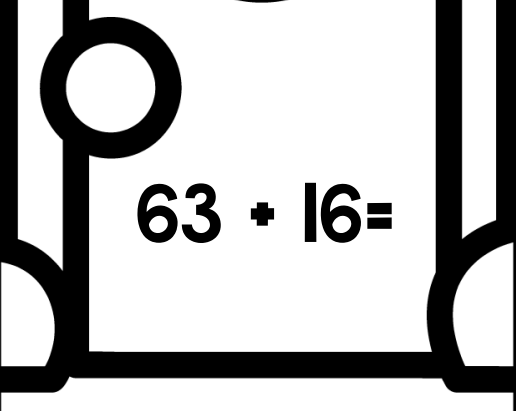
**3-DIGIT ADDITION & SUBTRACTION**

## EDITABLE monthly NEWSLETTERS

**COLOR**      **B&W**      **SPANISH**

# BACK TO SCHOOL ADDITION

Directions: Cut out each of the puzzle pieces. Solve the equations and then match them to their sums on the other sheet. Glue the pieces down and color the picture.

 $53 + 23 =$	 $61 + 11 =$	 $46 + 23 =$
 $43 + 12 =$	 $82 + 10 =$	 $42 + 25 =$
 $30 + 20 =$	 $45 + 31 =$	 $23 + 23 =$
 $52 + 16 =$	 $35 + 12 =$	 $63 + 16 =$

Name \_\_\_\_\_

# BACK TO SCHOOL ADDITION<sup>B</sup>

Directions: Cut out each of the puzzle pieces. Solve the equations and then match them to their sums on the other sheet. Glue the pieces down and color the picture.

68

46

92

47

56

76

50

67

69

55


79

72

Name \_\_\_\_\_

# ANSWER KEY

Directions: Cut out each of the puzzle pieces. Solve the equations and then match them to their sums on the other sheet. Glue the pieces down and color the picture.



# Take a Look!

You may also be interested in some of these resources. Click on each cover to view!

## ASKING & ANSWERING QUESTIONS

LESSON PLANS, ANCHOR CHARTS, READING PASSAGES & MORE!

**TYPES OF Questions**

THICK QUESTIONS	THIN QUESTIONS
Thick questions may require you to use background knowledge or infer in order to answer them.	Thin questions are easier to answer and usually have only a few details. There can only be one.

**2ND GRADE**

## I Can Summarize NON-FICTION TEXTS

**Non-Fiction Summary**  
A non-fiction summary is a short description of the main idea most important details in the text.

**What I THINK**  
What happened?  
What events took place?

**Recall and Respond**

©Katelyn Shepard

## MAIN IDEA & SUPPORTING DETAILS

**Main Idea**  
The main idea is what the passage is all about.  
It is the most important point of the paragraph or text.

**ANCHOR CHARTS, PASSAGES, SORTING ACTIVITIES & MORE!**

## READING Comprehension Skills

<b>SUMMARIZING Task Cards</b> NON-FICTION PASSAGES	<b>POINT OF VIEW Task Cards</b> 24 MULTIPLE CHOICE TASK CARDS	<b>CAUSE &amp; EFFECT Task Cards</b> 24 MULTIPLE CHOICE TASK CARDS
<b>AUTHOR'S PURPOSE Task Cards</b>	<b>INFERENCE Task Cards</b> 24 ENGAGING PASSAGES	<b>MAIN IDEA Task Cards</b> 24 ENGAGING PASSAGES